

Grade
8's
► Going
into
Grade 9



Grade 9 Course Selection

- All grade 9 students are required to take 8 courses.
- It is important that you choose courses with care.
- Schools are staffed and time-tabeled according to the courses chosen by students.
- Only courses with a sufficient number of students registered will run.
- Only students with incomplete timetables or legitimate course errors will be allowed course ***corrections*** in September.

Course Corrections

- **Legitimate Course Correction:**

- 1) You are registered in a course that you passed the previous year
- 2) You are registered in a course that you passed in Summer School
- 3) You have less than 8 classes

- **Not An Error:**

- 1) Your friends aren't in your class
- 2) You don't like the time of day the class is being offered
- 3) You prefer another teacher
- 4) You changed your mind

Course Selection


- **HOW DO YOU FIND OUT ABOUT ELECTIVES?**

1) Talk to the teachers of the various electives

2) Talk to other students who have already taken the class

3) Talk to your counsellor

3) Read the course descriptions on the school's website: <https://mountain.burnabyschools.ca/>



REQUIRED GRADE 9 COURSES

- 1) **English 9** (or English 9 Language Adapted)
- 2) **Math 9** (or Math 9 Enriched)
- 3) **Physical & Health Education 9**
- 4) **Science 9**
- 5) **Social Studies 9** (or Socials 9 Language Adapted)

Plus 3 Grade 9 Electives



Grade 9 Electives: Business

- Information and Computer Technology 9
- Entrepreneurship & Marketing 10

Grade 9 Electives: Home Economics

- Youth Trade Skills: Food Studies 10
- Textiles 9 (crafts)
- Textiles 9 (sewing)

Grade 9 Electives: Technology Education

- Electronics & Robotics 9
- Drafting 9: Design
- Woodwork 9
- Youth Trade Skills Explorations 10 (Drafting & Design, Carpentry, Electrical, Plumbing)

Grade 9 Electives: Visual Arts

- Visual Arts 9: Graphic Arts
- Visual Arts 9: Ceramics & Sculpture
- Visual Arts 9: Art
- Media Arts 9



Grade 9 Electives: Drama

- Drama 9
- **Musical Theatre 9
- **Theatre Company 9
- **Theatre Production 9

**After school class, audition/teacher approval required

Grade 9 Electives: Dance

- Dance 9
- **Dance Company 9

**After school class, audition/teacher approval required, student must be registered in another Dance course in addition to this one

Grade 9 Electives: Music

- Music 9: Concert Band
- Music 9: Guitar
- Music 9: Jazz Band
- **Music 9: Orchestra
- *Music 9: Concert Choir
- Music Composition & Production 11
- AP Music Theory 12

*Early Morning Class

**After School Class

Grade 9 Electives: Interdisciplinary

- Leadership 9
- TLC – The Learning Centre
- *Semester 1: Sport Specific Conditioning 10: Girls Basketball (AM)
- *Semester 2: Sport Specific Conditioning 10: Volleyball (AM)

These courses cannot be used to satisfy PHE 10 grad requirement

GRADE 9 ELECTIVES: LANGUAGES

- Croatian
- French
- German
- Italian
- Japanese
- Korean
- Mandarin
- Punjabi
- Spanish



- If you are selecting a language other than the underlined languages, be sure to add an underlined language to your alternates box!

How to Choose A Language Class

French 8

Mandatory for most Grade 8's.
You'll enjoy learning something new.

Languages 9

You can choose 1 OR more languages – French, Spanish, Japanese, Mandarin
This is an introductory course, except French 9 (which builds on the skills from French 8).

OR

Languages 10

Builds on Languages 9.
You'll need it to get into a Language 11.

Intro Languages 11

This is an introductory course, BUT it is **intense** as it combines Languages 8 (if French), 9, & 10.

Languages 11

Builds on Languages 10 and/or INTRO Languages 11.

Languages 12

This class is advanced and builds on **Languages 11**. You must have completed Languages 11. It will mainly be taught in the target language!

Languages 12 Enriched/AP

This is for grades 10-12 students who are ex immersion, speak the language at home, or were exemplary Languages 11 students. Check in with the appropriate language teacher if you are not sure!

Courses Need to Be Chosen in My Ed
By:

- Friday, February 23

Questions or Concerns? See Your Counsellor:



Ms. Arron

Last Names
A-Gal



Ms. Duhamel-Conover

Last Names Gam-L



Ms. Lofquist

Last Names M-R



Ms. Hart

Last Names
S-Z

Logging in to My Ed

- Use the personal password you have previously selected
- If you can't remember what it is, select "I forgot my password"



I forgot my password

Choosing Courses in My Ed

- When setting up your MyEd Account, choose an e-mail address to which you are committed.
- Create a password that you won't forget
- Choose security questions that have fixed answers (not "my favourite questions").
- Click on "post" when you are done. You can re-post as many times as you like up to February 23, 2024

How to get to Course Selection: Step 1



Step 2

My Record

My Details

Transcript

Current
Schedule

Contacts

Attendance











Assessments

Notifications

Requests

Step 3


Primary requests

	Subject area
 Select...	English
 Select...	ELL
 Select...	Math
 Select...	Science
 Select...	Social Studies
 Select...	Languages
 Select...	Business Education
 Select...	Technology Education
 Select...	Home Economics
 Select...	Dance


Step 4

- Please make sure to add Alternate requests just in case some of your selections don't run or are full!

Alternate requests

	Subject area	SchoolCourse > CrsNo
 Select...	Alternates:	

Notes for counsellor

 Post


Last posted time:

Approved time:


Step 5

- This is where can leave information for your counsellor. This would be the spot to let us know you are planning taking summer school for specific courses!

Alternate requests

	Subject area	SchoolCourse > CrsNo
 Select...	Alternates	

Notes for counsellor

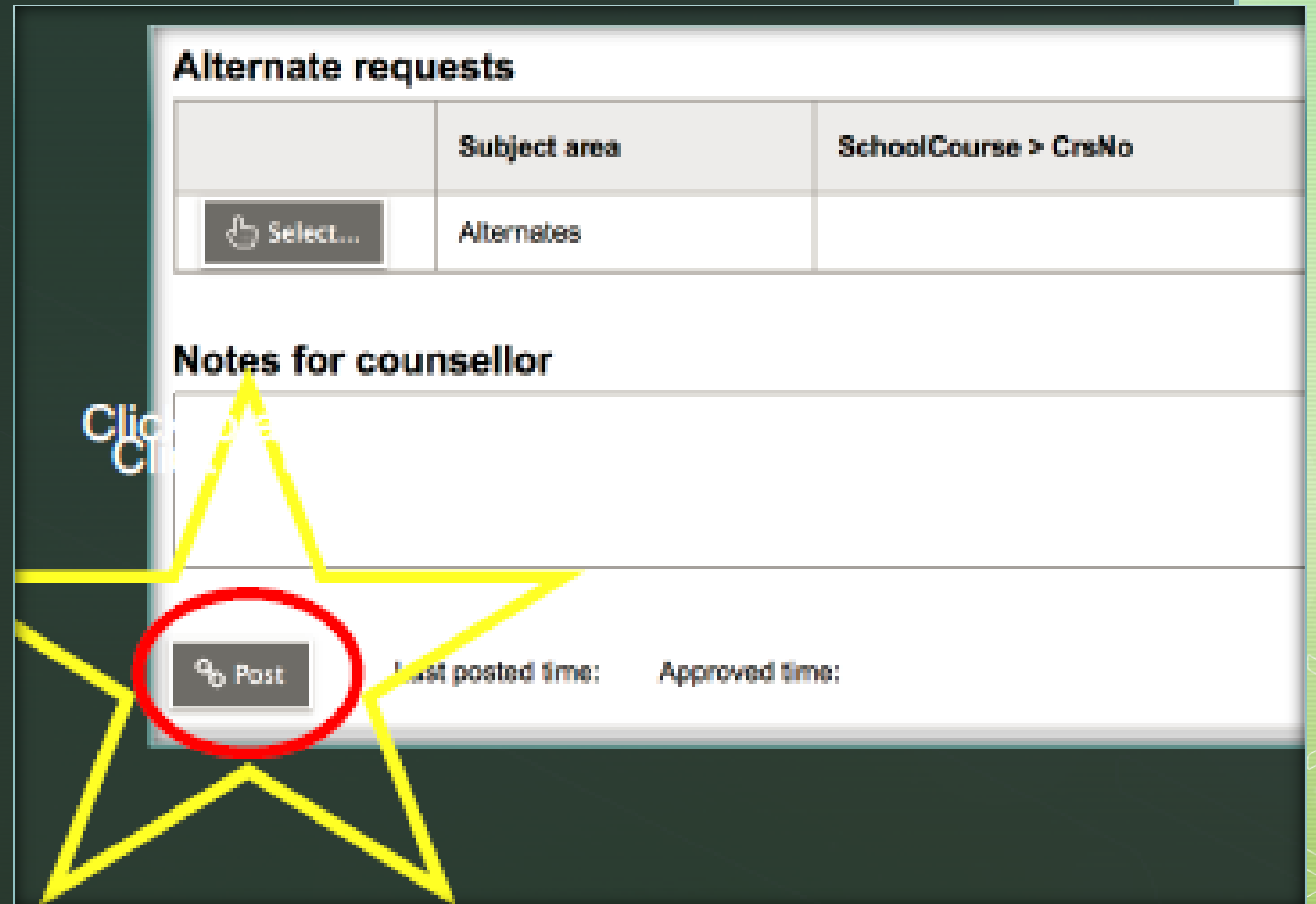
 Post

Last posted time:

Approved time:

Final and Most Important Step!!!

- YOU MUST CLICK "POST" TO SAVE YOUR COURSE SELECTION!!!
- You can re-post as many times as you like up to February 23, 2024



The screenshot shows a web form with the following sections:

- Alternate requests**: A table with columns 'Subject area' and 'SchoolCourse > CrsNo'. The first row has a 'Select...' button in the 'Subject area' column and the text 'Alternates' in the 'SchoolCourse > CrsNo' column.
- Notes for counsellor**: A text area for entering notes.
- Post button**: A button labeled 'Post' with a circular arrow icon, which is highlighted by a red circle and a large yellow star.
- Time fields**: Two fields labeled 'Last posted time:' and 'Approved time:'.

There is also some faint, partially visible text on the left side of the form that says 'Click here' and 'Click here'.